



Serpeggiante *Series*



SERPEGGIANTE 12"x24"

| 1 Box = 8 Pcs /75 Lbs. /15.5sqft | 1 Pallet = 32 Boxes /2400 Lbs.



SERPEGGIANTE 12"x36"

| 1 Box = 6 Pcs /90 Lbs. /17.44sqft | 1 Pallet = 32 Boxes /2880 Lbs.



Serpeggiante *Series*



SERPEGGIANTE 24"x24"

| 1 Box = 4 Pcs /75 Lbs. /15.5sqft | 1 Pallet = 32 Boxes /2400 Lbs.



SERPEGGIANTE 24"x36"

| 1 Box = 3 Pcs /97 Lbs. /17.44qft | 1 Pallet = 32 Boxes /3104 Lbs.



Serpeggiante *Series*



SERPEGGIANTE SEMI-POLISHED 12"x24"

| 1 Box = 8 Pcs /74 Lbs. /15.5sqft | 1 Pallet = 40 Boxes /2960Lbs.



SERPEGGIANTE MATT 24"x24"

| 1 Box = 4 Pcs /74 Lbs. /15.5sqft | 1 Pallet = 40 Boxes /2960Lbs.



Serpeggiante *Series*



TRACK 12"x24"

| 1 Box = 8 Pcs /75 Lbs. /15.5sqft | 1 Pallet = 40 Boxes /3000 Lbs.

Serpeggiante *Series*





Serpeggiante *Series*

Porcelain Mosaics



PM-TRACK 7"x24"
(Covers 1.1sqft per sheet)

| 1 Box = 6 Pcs /30 Lbs. /6.6sqft | 1 Pallet = 40 Boxes /1200Lbs.



Serpeggiante *Series*

Porcelain Mosaics



PM-SERPEGGIANTE MS 12x24

| 1 Box = 8 Pcs /70 Lbs. /16sqft | 1 Pallet = 32 Boxes /2240 Lbs.



PM-SERPEGGIANTE MI 12x24

| 1 Box = 8 Pcs /75 Lbs. /16sqft | 1 Pallet = 32 Boxes /2400 Lbs.



Serpeggiante *Series*

Specifications

Format: Serpeggiante Box Packing:
 12" x 24" Serpeggiante Semi-Polished Track 8pc 15.5sqft










Format: PM-Serpeggiante MI Box Packing:
 12" x 24" PM-Serpeggiante MS 8pcs 16sqft

Format: Serpeggiante Box Packing:
 12" x 36" 6pcs 17.44sqft

Format: Serpeggiante Box Packing:
 24" x 24" Serpeggiante Matt 4pcs 15.5sqft

Format: Serpeggiante Box Packing:
 24" x 36" 3pcs 17.44sqft

Format: PM-Track Box Packing:
 7" x 24" 6pcs 6.6sqft

Application & Availability								
								
Wall	Floor	Wall	Floor	Matt	Semi-Polished	Luster	Outdoor	Pool
Surface		Shower		Finish				
●	●	●		●	●	●	●	●



Exclusively distributed
by



Mosaic Solutions & More | www.msmmiami.com